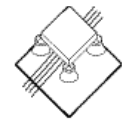




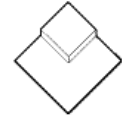
### Installation options



pedestals



sand & gravel



concrete slab



thinset bed



lawn & turf

PORCELAIN PAVERS


## CEMENTO TAUPE

Light taupe cement look paver with a consistent tone and simulated brushed finish.

Individual pavers display only moderate color variation.

Relatively smooth, slip resistant finish with random pockmarks.

### Color & Shade Variation:



**V2**

Light to moderate  
variation in shade  
& texture

Size:



24"x24"

Thickness:	1 1/8"
Weight:	52 lb (13.5 lb/sq.ft.)
Packing:	1 pce./ctn
Water absorption:	0.5%
Breaking strength:	>29,000 lbf
Slip resistance:	R11 (DIN51130)
Frost resistance:	resistant