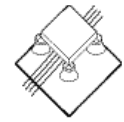




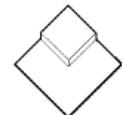
### Installation Options



pedestals



sand & gravel



concrete slab



thinset bed



lawn & turf

PORCELAIN PAVERS


# Monochrome Bone

Very even light cream color with a grey undertone and a fine grained appearance.

Individual pavers display very little color and tonal variation.

Lightly textured, anti-slip surface.

### Color & Shade Variation:



**V1**  
Uniform appearance

### Size:



23 7/16" x 23 7/16"



11 5/8" x 23 7/16"

### Specifications:

Thickness	3/4"
Weight	9 lb / sq.ft
Water Absorption	< 0.1%
Frost Resistance	Resistant
Static Load	Center > 1700 lbf Center of Sides > 1200 lbf Diagonal > 1500 lbf
Breaking Strength	> 2250 lbf
Coefficient of Friction	> 0.6 wet, > 0.6 dry
Slip Resistance	R11
SRI	78