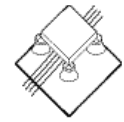




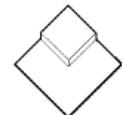
Installation Options



pedestals



sand & gravel



concrete slab



thinset bed



lawn & turf

PORCELAIN PAVERS

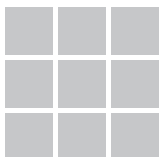
Monochrome Basalt

Very even dark grey color with a fine grained appearance.

Individual pavers display very little color and tonal variation.

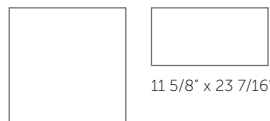
Lightly textured, anti-slip surface.

Color & Shade Variation:



V1
Uniform appearance

Size:



23 7/16" x 23 7/16"

11 5/8" x 23 7/16"

Specifications:

Thickness	3/4"
Weight	9 lb / sq.ft
Water Absorption	< 0.1%
Frost Resistance	Resistant
Static Load	Center > 1700 lbf Center of Sides > 1200 lbf Diagonal > 1500 lbf
Breaking Strength	> 2250 lbf
Coefficient of Friction	> 0.6 wet, > 0.6 dry
Slip Resistance	R11
SRI	35