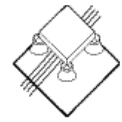




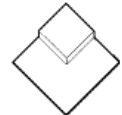
Installation Options



pedestals



sand & gravel



concrete slab



thinset bed



lawn & turf

PORCELAIN PAVERS


Grey Soul Light

Warm toned, pale grey 'cement' look with a slight cream undertone and tiny dark flecks.

Individual pavers display moderate color variation.

Smooth, anti-slip surface.

Color & Shade Variation:



V3
High shade
& texture variation

Size:



23 7/16" x 23 7/16"

35 3/8" x 17 5/8"



47" x 15 5/8"

Specifications:

Thickness	3/4"
Weight	9 lb / sq.ft
Water Absorption	< 0.5%
Frost Resistance	Resistant
Static Load	Center > 1700 lbf Center of Sides > 1200 lbf
Breaking Strength	> 2900 lbf
Coefficient of Friction	> 0.6 wet, > 0.6 dry
Slip Resistance	R11