

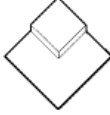






### Installation Options

-  pedestals
-  sand & gravel
-  concrete slab
-  thinset bed
-  lawn & turf


# Basaltina Dark

Mid grey stone look with more tonal variation than Basalto Light, and a slightly more distinct directional appearance.

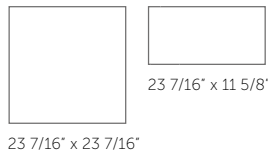
Individual pavers can display significant tonal variation.

Moderately textured, slip resistant surface.

#### Color & Shade Variation:



#### Size:



#### Specifications:

Thickness	3/4"
Weight	9 lb / sq.ft
Water Absorption	< 0.5%
Frost Resistance	Resistant
Static Load	Center > 1700 lbf Center of Sides > 1200 lbf
Breaking Strength	> 2900 lbf
Coefficient of Friction	> 0.6 wet, > 0.6 dry
Slip Resistance	R11