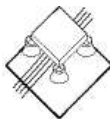

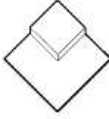







### Installation options


-  pedestals
-  sand & gravel
-  concrete slab
-  thinset bed
-  lawn & turf



# PENNSTONE (TRUE BLUE)

Reminiscent of natural Pennsylvania Bluestone but selected to minimize ochre coloration, resulting in pavers with variation in stone like features but essentially grey in tone. Moderately textured (hammered finish) surface.

#### Color & Shade Variation:



**V4**  
Very high shade & texture variation & random color differences

#### Size:



23 7/16" x 23 7/16"



47" x 23 7/16"



47" x 11 5/8"



23 7/16" x 11 5/8"



11 5/8" x 11 5/8"

Thickness:	3/4"
Weight:	9 lb/sq.ft.
Packing:	2 pcs/ctn (24"x24")
Water absorption:	0.1%
Static load (center)	2160 lbf
Slip resistance	R11 (DIN51130)
Frost resistance:	resistant