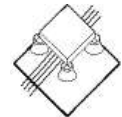




PORCELAIN PAVERS

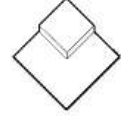
Installation options



pedestals




sand & gravel



concrete slab



thinset bed

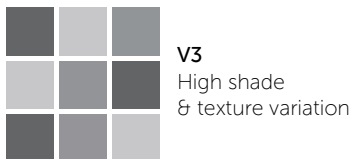


lawn & turf

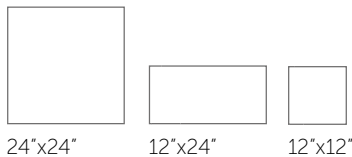
PENNSTONE (TRUE BLUE)

Reminiscent of natural Pennsylvania Bluestone but selected to minimize ochre coloration, resulting in pavers with variation in stone like features but essentially grey in tone. Moderately textured (hammered finish) surface.

Color & Shade Variation:



Size:



| | |
|----------------------|---------------------|
| Thickness: | 3/4" |
| Weight: | 9 lb/sq.ft. |
| Packing: | 2 pcs/ctn (24"x24") |
| Water absorption: | 0.1% |
| Static load (center) | 2160 lbf |
| Slip resistance | R11 (DIN51130) |
| Frost resistance: | resistant |