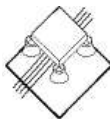

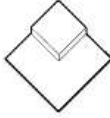






Installation options

-  pedestals
-  sand & gravel
-  concrete slab
-  thinset bed
-  lawn & turf

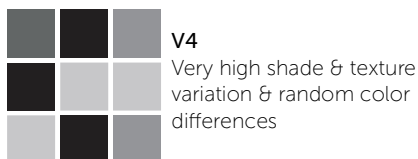


PORCELAIN PAVERS

WOODSIDE NUT

Mid grey/brown with simulated wood grain, knots and other random features emulating the appearance of natural wood planks joined side by side. Features and depth of color of individual 'boards' can vary quite significantly. Smooth anti-slip surface with wood grain texture.

Color & Shade Variation:



- Thickness: 3/4"
- Weight: 9 lb/sq.ft.
- Packing: 2 pcs/ctn (24"x24")
2 pcs/ctn (16"x48")
- Water absorption: 0.05%
- Static load (center) 2160lbf
- Slip resistance R11 (DIN51130)
- Frost resistance: resistant

