

UPTEC SUPPORT PEDESTALS

Uptec support pedestal's revolutionary 3-in-1 design ensures quick and easy installation of porcelain pavers over raised surfaces. Archatrak Uptec pedestals have many advantages, including easy access to hidden pipes and equipment, perfectly level surfaces, quick water drainage and exceptional load bearing strength.

 Archatrak



3 PRODUCTS



SUPAL

L

low pedestal



$1 \frac{3}{32}'' - 1 \frac{1}{16}''$

SUPAS

S

standard pedestal



$1 \frac{11}{16}'' - 2 \frac{9}{32}''$

SUPAR

R

modular ring



$1 \frac{11}{16}'' - 2 \frac{9}{32}''$

3 ACCESSORIES



SUPA2

2

tabs



$2 \text{ mm} - \frac{3}{32}''$

SUPA4

4

tabs



$4 \text{ mm} - \frac{5}{32}''$

SUPAW

W

for wood joists



$2 \text{ mm} - \frac{3}{32}''$



Archatrak Inc.
2 Wisconsin Circle, Suite 700
Chevy Chase MD 20815

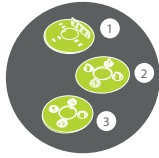
Tel: 866 206 8316
sales@archatrak.com
www.archatrak.com

FUNCTIONS

3 IN 1 CONFIGURATION



3 SKUs for all configurations



Removable and switchable tabs



Add or remove SUPAR ring to increase or decrease pedestal height



Height adjustable pedestal



Self-leveling head to reach up to 5% slope

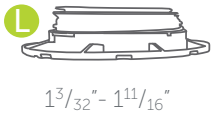


Simple switch mechanism between fixed and self-leveling heads

ASSEMBLY

L

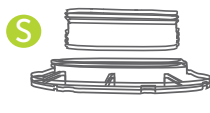
SUPAL



$1\frac{3}{32}'' - 1\frac{11}{16}''$

S

SUPAS



$1\frac{11}{16}'' - 2\frac{9}{32}''$

S + 1 R

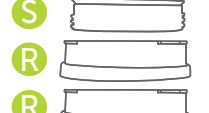
SUPAS + 1 SUPAR



$2\frac{9}{32}'' - 3\frac{15}{32}''$

S + 2 R

SUPAS + 2 SUPAR



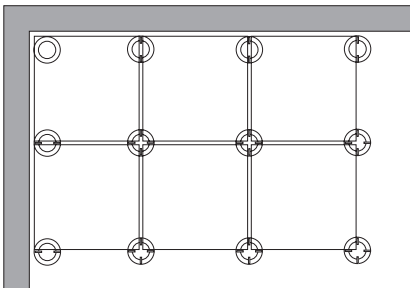
$3\frac{15}{32}'' - 4\frac{41}{64}''$

S + 3 R

SUPAS + 3 SUPAR



$4\frac{41}{64}'' - 5\frac{53}{64}''$



paving slab size

24"x24"

20"x20"

$15\frac{3}{4}'' \times 15\frac{3}{4}''$

$11\frac{13}{16}'' \times 11\frac{13}{16}''$

quantity pcs/m²

2.78

4

6.25

11.11

The coefficient does not take into consideration the perimeter pieces. To calculate the required total quantity, add half of the number of pieces required along the perimeter to the above calculation (number of pieces/square meters).

