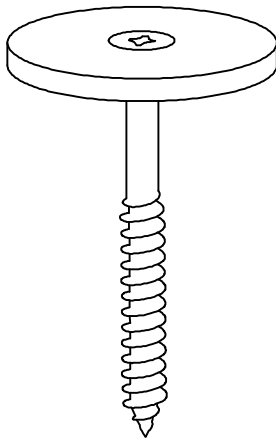




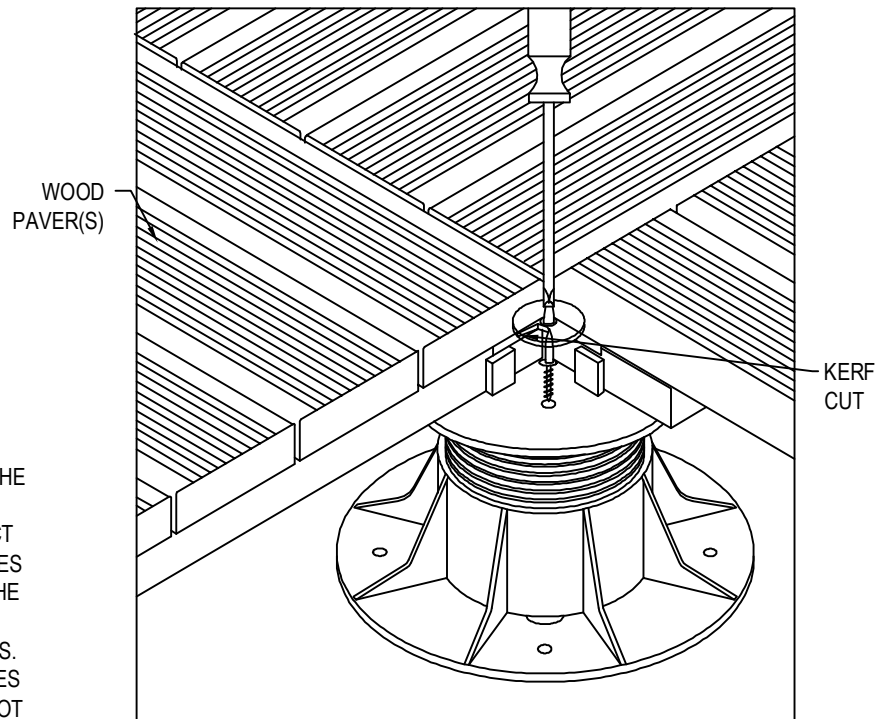
Archatrak

Archatrak Inc.
2 Wisconsin Circle, Ste 700
Chevy Chase MD 20815
Tel: 1-866-206-8316
Fax: (202) 417-2079
www.archatrak.com



STAINLESS STEEL
SCREW AND WASHER

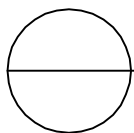
INSERT THE SCREW AND WASHER ASSEMBLY INTO THE HEAD OF THE PEDESTAL AND TURN WITH A SCREWDRIVER UNTIL THE WASHER IS THE CORRECT HEIGHT TO SLOT INTO THE KERF CUT INTO THE EDGES OF THE WOOD TILES. PLACE THE WOOD TILES ON THE HEAD OF THE PEDESTAL, ENSURING THAT THE WASHER CATCHES THE CORNER OF ALL FOUR TILES. TIGHTEN THE SCREW FROM THE TOP UNTIL THE TILES ARE SECURELY FASTENED TO THE PEDESTAL. DO NOT OVER TIGHTEN THEM.



INSTALLATION

NOTES:

1. INSTALLATION TO BE COMPLETED IN ACCORDANCE WITH MANUFACTURER'S SPECIFICATIONS.
2. DO NOT SCALE DRAWING.
3. CONTRACTOR'S NOTE: FOR PRODUCT AND COMPANY INFORMATION VISIT www.CADdetails.com/info AND ENTER REFERENCE NUMBER 4879-025.



STRUCTURAL WOOD TILES

ETERNO PEDESTAL TO WOOD TILE INSTALLATION